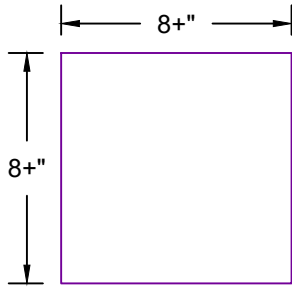
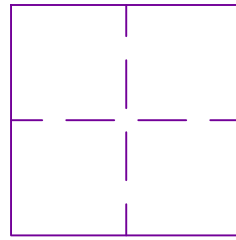


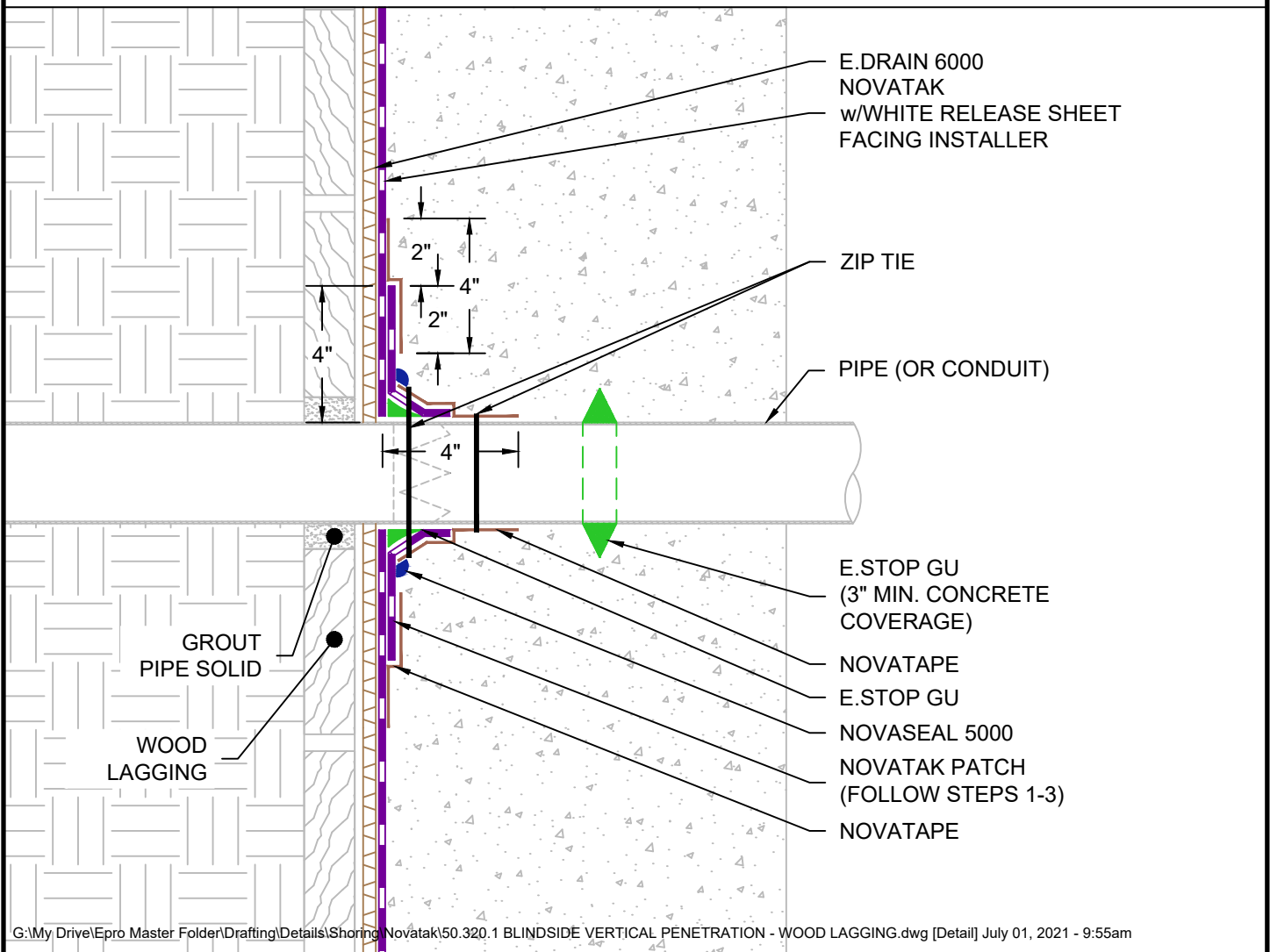
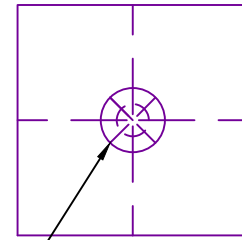
STEP 1:
CUT A SQUARE PATCH OF
NOVATAK 8" WIDER THAN THE
WIDTH OF THE PENETRATION



STEP 2:
FIND THE CENTER OF THE
SQUARE BY FOLDING IT
INTO QUARTERS



STEP 3:
STAR-CUT CENTER OF
SQUARE TO THE WIDTH
OF THE PENETRATION
(TRIM FLANGES TO 2" MAX.
LENGTH)



G:\My Drive\Epro Master Folder\Drafting\Details\Shoring\Novatak\50.320.1 BLINDSIDE VERTICAL PENETRATION - WOOD LAGGING.dwg [Detail] July 01, 2021 - 9:55am

BLINDSIDE VERTICAL PENETRATION - WOOD LAGGING

	SYSTEM NAME	DRAWING NUMBER	
	NOVATAK	50.320.1	
	DRAFTER	DATE	
	RJT	6/30/2021	

AS A SUPPLIER OF FINISHED PRODUCTS ONLY, EPRO SERVICES, INC. DOES NOT ASSUME RESPONSIBILITY FOR ERRORS IN DESIGN, ENGINEERING OR DIMENSIONS. THE PROJECT TEAM MUST VERIFY ALL DIMENSIONS AND SUITABILITY OF DETAILS. THE PRODUCTS LISTED ARE TRADEMARKS OF EPRO SERVICES, INC.

NTS

PAGE 1 OF 1