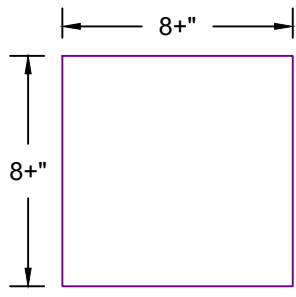
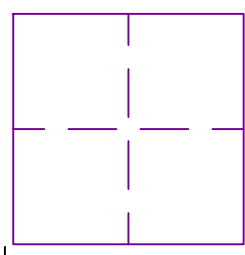


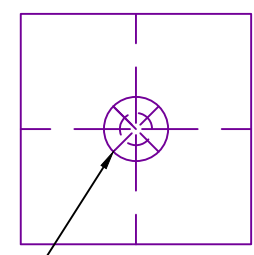
STEP 1:  
CUT A SQUARE PATCH OF  
NOVATAK 8" WIDER THAN THE  
WIDTH OF THE PENETRATION



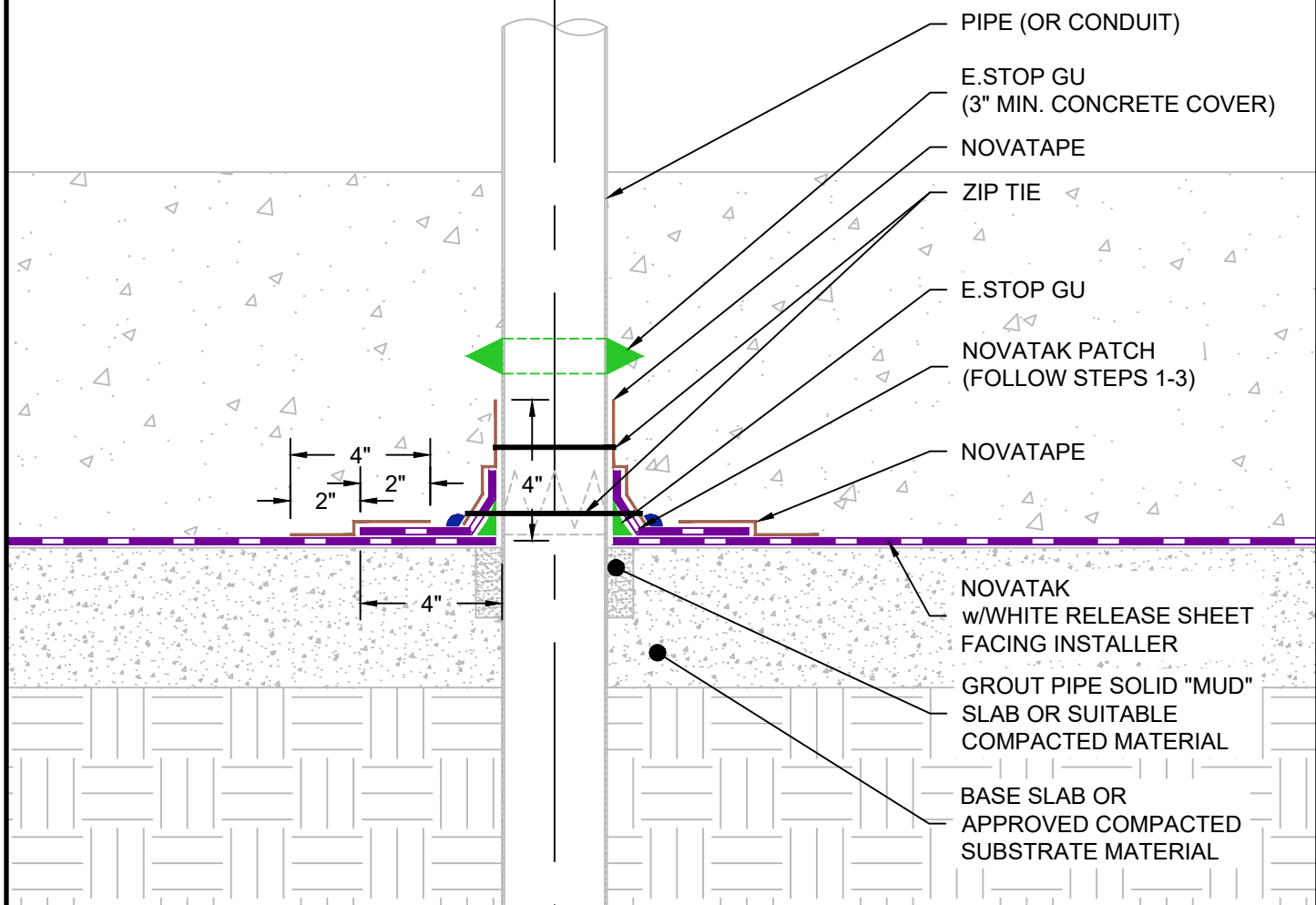
STEP 2:  
FIND THE CENTER OF THE  
SQUARE BY FOLDING IT  
INTO QUARTERS



STEP 3:  
STAR-CUT CENTER OF  
SQUARE TO THE WIDTH  
OF THE PENETRATION  
(TRIM FLANGES TO 2" MAX.  
LENGTH)



CUT & TRIM



G:\My Drive\Epro Master Folder\Drafting\Details\Underslab\Novatak\50.120.2 UNDERSLAB PENETRATION - CONDUIT OR PIPE WITH BASE SLAB.dwg [Detail] July 01, 2021 - 8:33am

**UNDERSLAB PENETRATION - CONDUIT OR PIPE WITH BASE SLAB**

	SYSTEM NAME	DRAWING NUMBER	<h1>NOVATAK</h1>
	NOVATAK	50.120.2	
	DRAFTER	DATE	
	RJT	6/30/2021	

AS A SUPPLIER OF FINISHED PRODUCTS ONLY, EPRO SERVICES, INC. DOES NOT ASSUME RESPONSIBILITY FOR ERRORS IN DESIGN, ENGINEERING OR DIMENSIONS. THE PROJECT TEAM MUST VERIFY ALL DIMENSIONS AND SUITABILITY OF DETAILS. THE PRODUCTS LISTED ARE TRADEMARKS OF EPRO SERVICES, INC.